

## Revision History

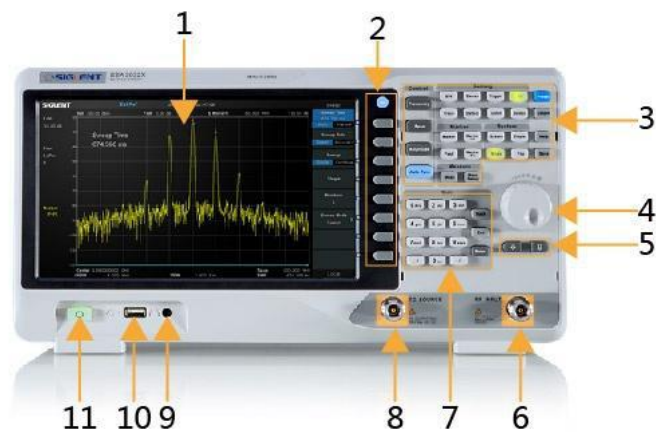
Version	Revision
V1.3.9.6 2020/7/20	<ol style="list-style-type: none"> <li>1. This firmware must be upgraded from V1.2.8.1 or later. If your SSA3000X has an earlier version, please update to V1.2.8.1 first and then proceed to update to the latest version.</li> <li>2. Fixed the problem unit in TG and the UNCAL condition</li> <li>3. Fixed the AVG detector in frequency LOG scale</li> <li>4. Fixed the display error with long file name</li> <li>5. Fixed some SCPI commands</li> <li>6. Fixed the beeper switch</li> <li>7. Fixed the .cor file error when recalling it</li> <li>8. Add Limit mask offset in frequency and amplitude</li> </ol>
V1.2.9.3a 2019/5/27	<ol style="list-style-type: none"> <li>1. This firmware must be upgraded from V1.2.8.1 or later. If your SSA3000X has an earlier version, please update to V1.2.8.1 first and then proceed to update to the latest version.</li> <li>2. Fixed the OBW - Transmit Freq Error bug</li> <li>3. Fixed the LOG scale –Correction display error</li> <li>4. Fixed some marker and display text bugs</li> <li>5. Add "UNCAL " warning when setting changed after TG normalization</li> <li>6. Add "Select All" in File-Operate menu</li> <li>7. Add peak table "Sort By Freq/Ampt " menu in Peak-Search Config</li> <li>8. Optimize Freq Offset to 10 GHz, Scale/Div to 0.1 dB</li> <li>9. Optimize several SCPI commands, such as *OPC? , ESR? , etc.</li> <li>10. Optimize .sta file limit parameters, Optimize .csv file parameters</li> </ol>
V1.2.9.2a 2018/11/1	<ol style="list-style-type: none"> <li>1. This firmware must be upgraded from V1.2.8.1 or later. If your SSA3000X has an earlier version, please update to V1.2.8.1 first and then proceed to update to the latest version.</li> <li>2. Add trigger slope in Video Trigger</li> <li>3. Optimize Trace Math, and SCPI command</li> <li>4. Optimize the noise during Demod in zero span</li> <li>5. Optimize the screen text display</li> <li>6. Optimize the Auto Tune</li> <li>7. Optimize the log scale in CSV file</li> </ol>
V1.2.9.1 2018/04/10	<ol style="list-style-type: none"> <li>1. This firmware must be upgraded from V1.2.8.1 or later. If your SSA3000X has an earlier version, please update to V1.2.8.1 first and then proceed to update to the latest version.</li> <li>2. Fixed bugs on peak search and next peak.</li> <li>3. Optimize SCPI commands for peak table, screenshot, etc.</li> <li>4. Optimize the LOG X-scale for EMI test.</li> <li>5. Optimize the Quasi-Peak detector accuracy for EMI test.</li> </ol>
v1.2.8.5a 2017/9/20	<ol style="list-style-type: none"> <li>1. This firmware must be upgraded from V1.2.8.1 or later. If your SSA3000X has an earlier version, please update to V1.2.8.1 first and then proceed to update to the latest version.</li> </ol>

Version	Revision
	<ol style="list-style-type: none"> <li>Fixed v1.2.8.5 bugs on Refl Mode.</li> <li>Fixed v1.2.8.5 bugs on language and file.</li> </ol>
v1.2.8.5 2017/9/10	<ol style="list-style-type: none"> <li>This firmware must be upgraded from V1.2.8.1 or later. If your SSA3000X has an earlier version, please update to V1.2.8.1 first and then proceed to update to the latest version.</li> <li>Add 1 Hz/3 Hz RBW function.</li> <li>Fixed some bugs on SCPI.</li> <li>Fixed some bugs on sweep, Log scale, and display.</li> </ol>
V1.2.8.3 2017/6/10	<ol style="list-style-type: none"> <li>This firmware must be upgraded from V1.2.8.1 or later. If your SSA3000X has an earlier version, please update to V1.2.8.1 first and then proceed to update to the latest version.</li> <li>Improved the stability of sweep and avg detect.</li> <li>Fixed some bugs on sweep, frequency counter and Log-Log scale.</li> <li>Fixed some bugs on SCPI and the AMK option.</li> </ol>
V1.2.8.2 2017/2/14	<ol style="list-style-type: none"> <li>This firmware must be upgraded from V1.2.8.1 or later. If your SSA3000X has an earlier version, please update to V1.2.8.1 first and then proceed to update to the latest version.</li> <li>Add socket/telnet-scp, you can operate remote control through LAN port without NI-VISA installed. Please see SSA3000X 's Programming Guide for more details.</li> <li>Change two limit lines in different colours.</li> <li>When quit from TG, stay in "Auto" sweep.</li> <li>Lower some spurs when FFT.</li> <li>Improve the stability.</li> </ol>
V1.2.8.1 2016/11/3	<ol style="list-style-type: none"> <li>Add "PNG " file type for screenshot.</li> <li>Support TG in RBW less than 30 kHz.</li> <li>Modify default TG output power, -20 dBm in spectrum analyzer mode and 0 dBm in reflection measure mode, and some other TG issues.</li> <li>Updating the format of "LIM " file. After this firmware , the old limit files will not be supported. You can recreate them through "EasySpectrum" free software easily.</li> <li>After this firmware, do not support downgrade operation.</li> </ol>
100.01.02.07.07 2016/6/29	<ol style="list-style-type: none"> <li>Add "amplitude correction editing functions"</li> <li>Add "input impedance switching function between 50Ω and 75Ω"</li> <li>Add "jpg format screenshot function"</li> <li>Add "Reset &amp; Clear function"</li> <li>Separate the "File Type" into "View Type" and "Save Type" in the file menu.</li> </ol>
100.01.02.07.06 2016/5/13	<ol style="list-style-type: none"> <li>Fixed "error importing calibration files into machine."</li> </ol>
100.01.02.07.05 2016/4/19	<ol style="list-style-type: none"> <li>Add USB-GPIB connect function</li> <li>Add boot reset function</li> <li>Fixed "Spectrum Monitor function can be opened when using normalize or reflection meas"</li> </ol>
100.01.02.07.03 2016/3/30	<ol style="list-style-type: none"> <li>Fixed "button does not respond after self test"</li> </ol>

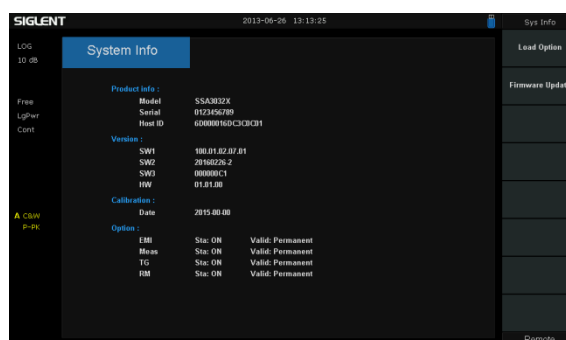
Version	Revision
100.01.02.07.02 2016/3/15	1. Fixed " the device can not start up when start option is user configuration" 2. Fixed " the problem of frequency count large errors" 3. Fixed "the device can not hunt signal when setting zero span occasionally"
100.01.02.07.01 2016/2/29	1. Add "X log axis" 2. Add "license inputbox" 3. Add "file save alert dialog "
100.01.02.07.00 2016/1/15	1. Add "EMI function " 2. File system upgrade

## Update Instructions

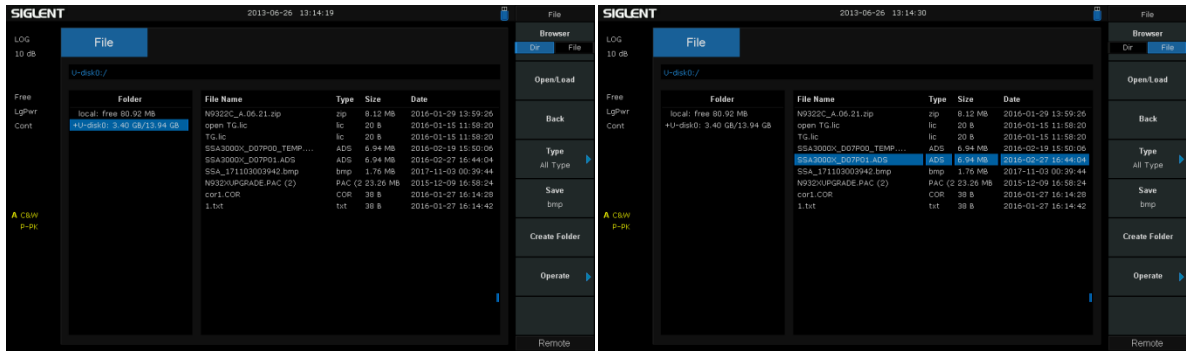
- Copy the update file (\*.ads) to a FLASH type U-disk, and then connect the U-disk to the USB host port(10) of the instrument.



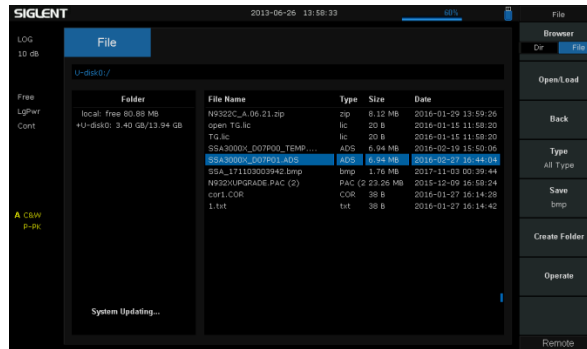
- Press the **System** key on the front panel, and then softkey "System->System Info-> Firmware Update", to enter the interface of the file browser.



- Select " U-disk" thru the knob on the front panel, press "Browser", and then select the correct **ADS file** using the knob



4. Press “Open/Load” to start the update. A progress bar is displayed during the update. When updating complete, the spectrum analyzer will restart automatically.



**WARNING:**

**DO NOT shut down the instrument during updating**