







Passive Probe

| Parameter \ Model | PB470 | PP510 | PP215 | PP430 |
|---------------------------|---|---|--|---|
| |  |  |  |  |
| Attenuation Rate | 1 X/10 X | 1 X/10 X | 1 X/10 X | 1 X/10 X |
| Bandwidth | 1 X: DC-6 MHz 10 X: DC-70 MHz | 1 X: DC-6 MHz 10 X: DC-100 MHz | 1 X: DC-6 MHz 10 X: DC-200 MHz | 1 X: DC-6 MHz 10 X: DC-300 MHz |
| Input Impedance | 1 M Ω /10 M Ω | 1 M Ω /10 M Ω | 1 M Ω /10 M Ω | 1 M Ω /10 M Ω |
| Input Capacitance | 1 X: 85 pF-120 pF 10 X: 18 pF-22 pF | 1 X: 85 pF-120 pF 10 X: 18 pF-22 pF | 1 X: 85 pF-120 pF 10 X: 16 pF-20 pF | 1 X: 46 pF 10 X: 12 pF |
| Compensation Range | 15 pF-45 pF | 10 pF-30 pF | 10 pF-35 pF | 10 pF-35 pF |
| Input Voltage | 1 X: <300 Vpp 10 X: <600 Vpp | 1 X: <300 Vpp 10 X: <600 Vpp | 1 X: <300 Vpp 10 X: <600 Vpp | 1 X: <300 Vpp 10 X: <600 Vpp |
| Operation Temp | -15 $^{\circ}$ C -75 $^{\circ}$ C | -15 $^{\circ}$ C -75 $^{\circ}$ C | -15 $^{\circ}$ C -75 $^{\circ}$ C | -15 $^{\circ}$ C -40 $^{\circ}$ C |
| Cable Length | 120 cm | 120 cm | 120 cm | 120 cm |
| Weight | 50 g | 50 g | 50 g | 50 g |

| Parameter | PB925 | SP2030A |
|---------------------------|---|---|
| |  |  |
| Attenuation Rate | 10 X | 10 X |
| Bandwidth | DC-250 MHz | DC-300 MHz |
| Input Impedance | 10 M Ω | 10 M Ω \pm 2% |
| Input Capacitance | 16 pF | 12 pF |
| Compensation Range | 10 pF-35 pF | 9 pF-25 pF |
| Input Voltage | < 600 V CAT III <1000 V CAT II | < 600 V DC+Peak AC |
| Operation Temp | 0 $^{\circ}$ C -50 $^{\circ}$ C | 0 $^{\circ}$ C -50 $^{\circ}$ C |
| Cable Length | 120 cm | 130 cm |
| Weight | 55 g | 55 g |