

## How to delete files from the internal memory for SDG6000X arbitrary function generators

December 08, 2021

SIGLENT SDG arbitrary waveform generators can store a number of arbitrary waveform files in their internal memory.

You can manually delete them using the Store/Recall button on the front panel.

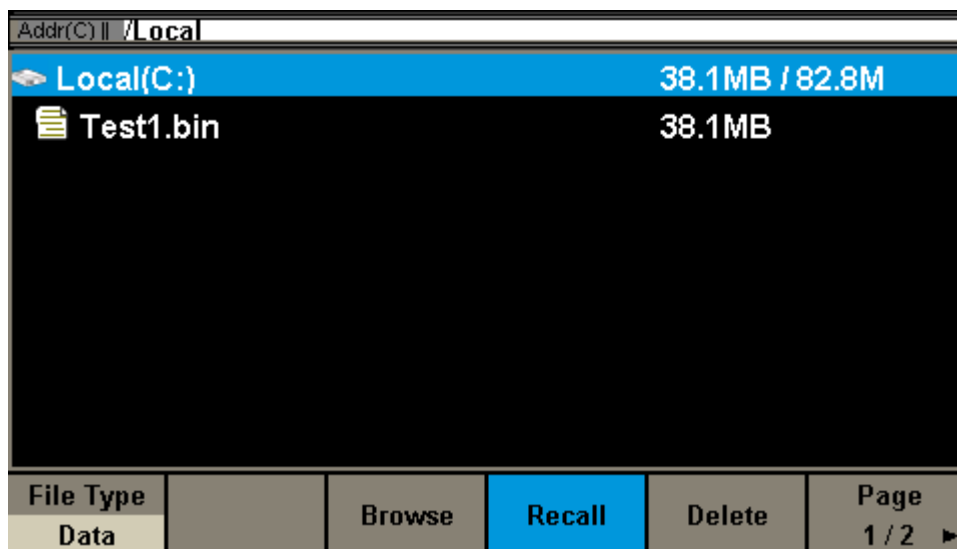
To delete them remotely you can send the following SCPI command:

```
DEL_STORE_FILE filename.bin
```

Where *filename.bin* is the filename you wish to remove.

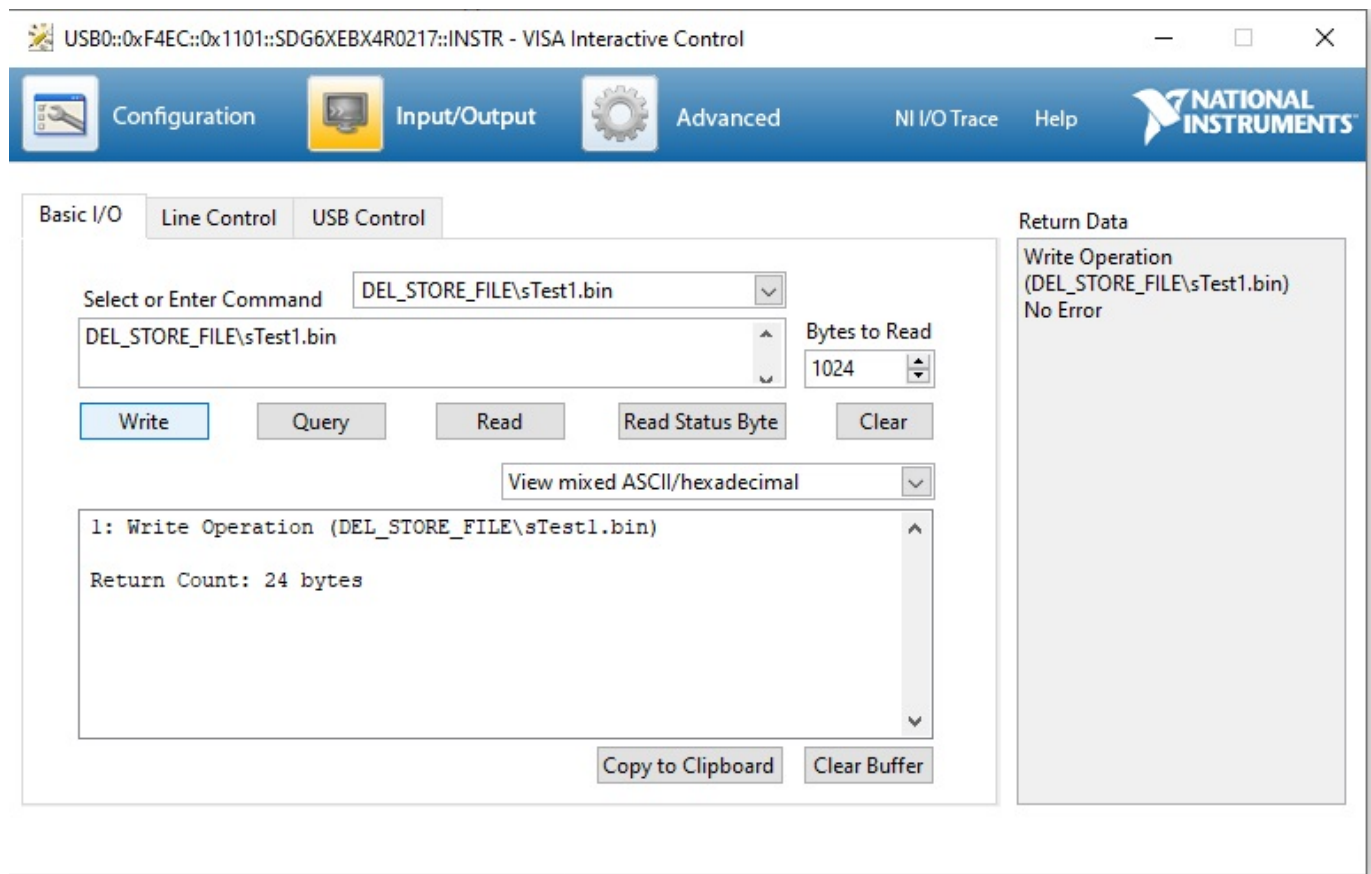
Here is an example where the file *Test1.bin* is deleted using National Instruments Measurement and Automation Explorer (MAX) software and an SDG6 connected via USB to the controlling computer:

First, manually verify the file name by pressing Store/Recall and select Local (C:):

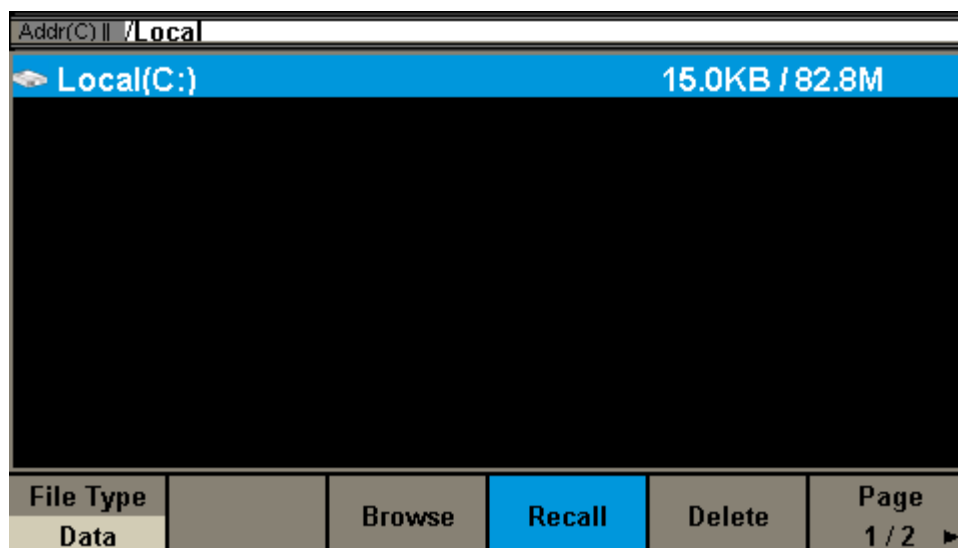


NOTE: You can find waveform files (with file extension \*.bin) by sending the command "STL? USER" or checking manually.

Now, send the command:



Press Store/Recall to refresh the display and note that the file has been removed:





### **North American Headquarters**

SIGLENT Technologies America, Inc  
6557 Cochran Rd Solon, Ohio 44139  
Tel: 440-398-5800  
Toll Free: 877-515-5551  
Fax: 440-399-1211  
[info@siglent.com](mailto:info@siglent.com)  
[www.siglentamerica.com/](http://www.siglentamerica.com/)

### **European Sales Offices**

SIGLENT TECHNOLOGIES EUROPE GmbH  
Staetzlinger Str. 70  
86165 Augsburg, Germany  
Tel: +49(0)-821-666 0 111 0  
Fax: +49(0)-821-666 0 111 22  
[info-eu@siglent.com](mailto:info-eu@siglent.com)  
[www.siglenteu.com](http://www.siglenteu.com)

### **Asian Headquarters**

SIGLENT TECHNOLOGIES CO., LTD.  
Blog No.4 & No.5, Antongda Industrial Zone,  
3rd Liuxian Road, Bao'an District,  
Shenzhen, 518101, China.  
Tel: + 86 755 3661 5186  
Fax: + 86 755 3359 1582  
[sales@siglent.com](mailto:sales@siglent.com)  
[www.siglent.com/ens](http://www.siglent.com/ens)