

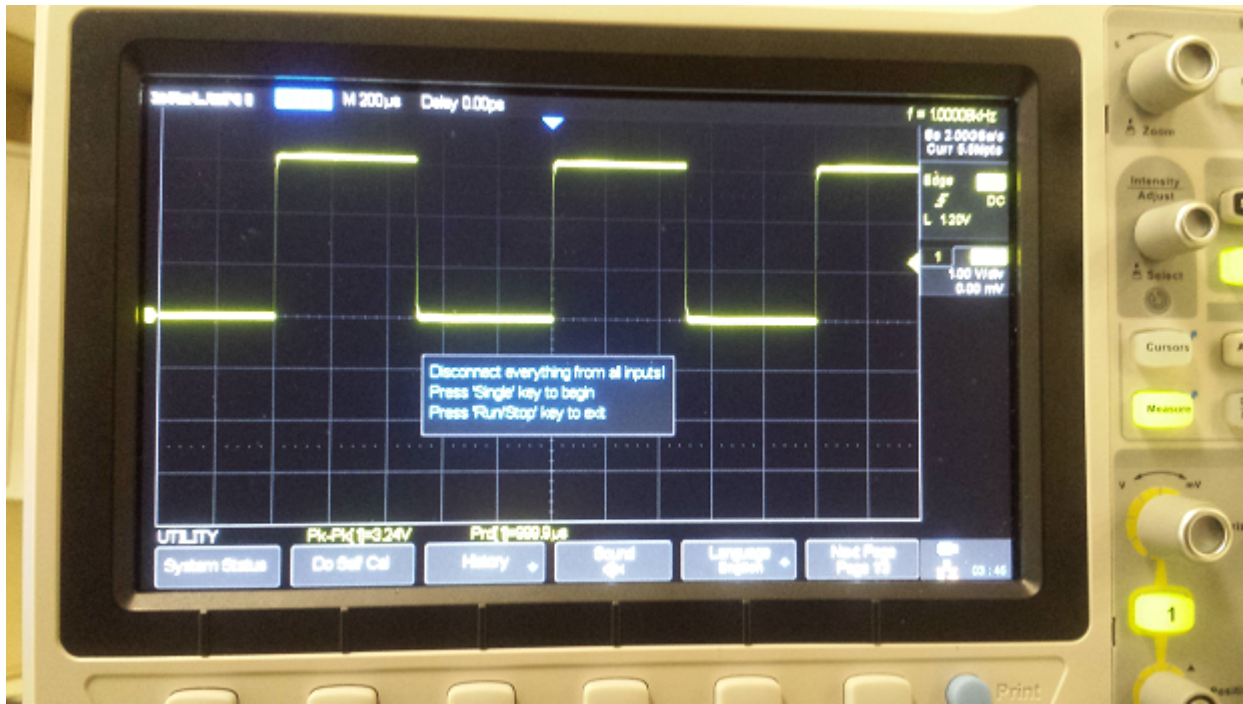
## Adjusting measurement font size with the SDS2000X series

December 22, 2017

You can increase the font size used for the measurement functions of the SDS2000X series.

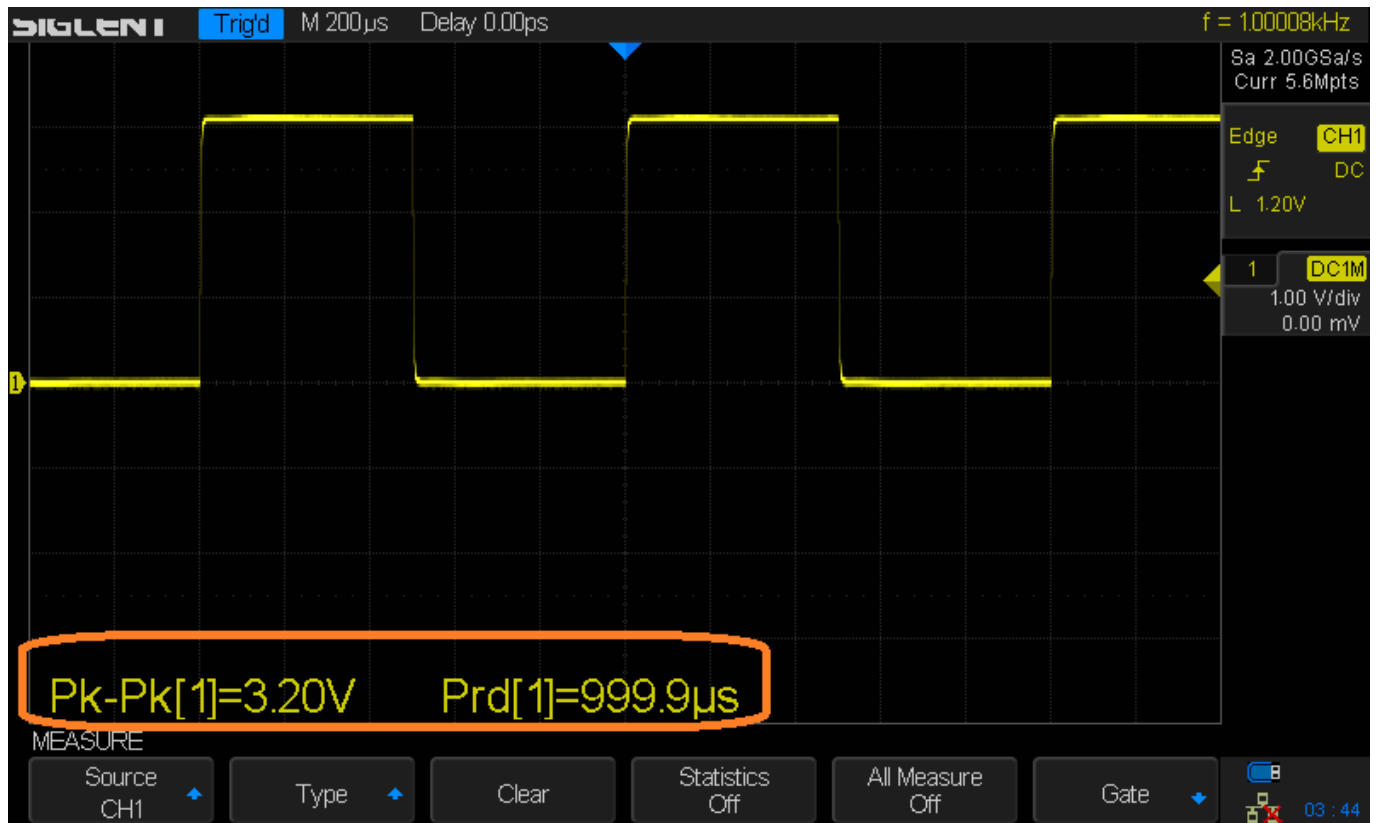
To activate this function:

- Press Utility > Do Self Cal (Page 1/3). This will bring up the Self Cal warning:



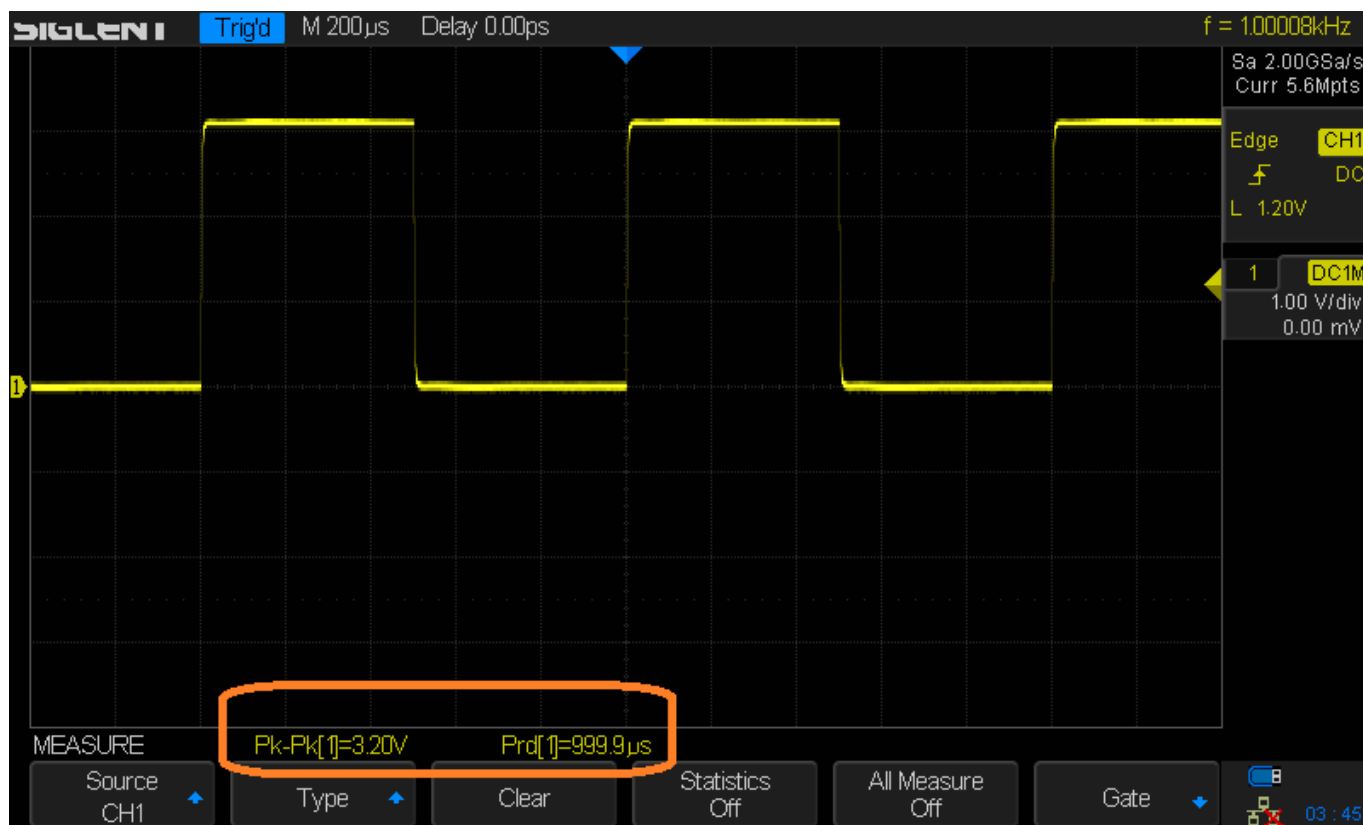
- From the warning page, press Cursors 1 time > Measure 1 time > Display/Persist two times > Measure 1 time > Cursors 1 time

This will increase the font size, as shown:



To go back to defaults:

- Press Utility > Do Self Cal (Page 1/3). This will bring of the Self Cal warning.
- From the warning page, press Display/Persist 1 time > Measure 1 time > Cursors two times > Measure 1 time > Display/Persist 1 time





### **North American Headquarters**

SIGLENT Technologies America, Inc  
6557 Cochran Rd Solon, Ohio 44139

Tel: 440-398-5800

Toll Free: 877-515-5551

Fax: 440-399-1211

[info@siglent.com](mailto:info@siglent.com)

[www.siglentamerica.com/](http://www.siglentamerica.com/)

### **European Sales Offices**

SIGLENT TECHNOLOGIES EUROPE GmbH

Staetzlinger Str. 70

86165 Augsburg, Germany

Tel: +49(0)-821-666 0 111 0

Fax: +49(0)-821-666 0 111 22

[info-eu@siglent.com](mailto:info-eu@siglent.com)

[www.siglenteu.com](http://www.siglenteu.com)

### **Asian Headquarters**

SIGLENT TECHNOLOGIES CO., LTD.

Blog No.4 & No.5, Antongda Industrial Zone,

3rd Liuxian Road, Bao'an District,

Shenzhen, 518101, China.

Tel: + 86 755 3661 5186

Fax: + 86 755 3359 1582

[sales@siglent.com](mailto:sales@siglent.com)

[www.siglent.com/ens](http://www.siglent.com/ens)