

EasyPulse Technology and Its Benefits

July 13, 2020

INTRODUCTION:

The majority of modern arbitrary/function waveform generators utilize DDS technology (Direct Digital Synthesis), but there are a few obvious defects using this technology directly. To solve these disadvantages, SIGLENT invented a pulse generating algorithm called EasyPulse technology. In this note, we will describe the basics of DDS and how EasyPulse can help get the best performance possible.

1.DDS technology and its disadvantages

Direct digital synthesis (DDS) is a technique to produce an analog waveform (square, triangular, or sinusoidal) by generating a digital time-varying signal in digital form and then performing a digital-to-analog conversion. A basic Direct Digital Synthesizer consists of a frequency reference (often a crystal or oscillator), a numerically controlled oscillator (NCO) and a digital-to-analog converter (DAC), the block diagram is shown in Figure 1.

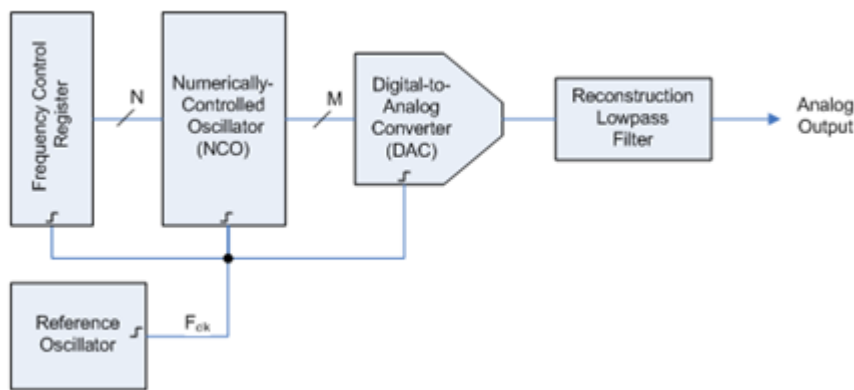


Figure 1: Block diagram of DDS circuit

The reference clock is a fixed frequency (F_{ref}). DDS generates the waveform by looking up the pre-loaded 2^N data samples from memory.

The Tuning word (M) stored in the register determines the frequency of the output:

$$(F_{out}) \frac{F_{out}}{F_{ref}} = \frac{M}{2^N} \cdot$$

Since the edges of square/pulse signals output through the DDS technology are fixed, and the duty-cycle is limited by the data length, there will be poor duty-cycle setpoint resolution at higher output frequencies.

When generating a square/pulse, the reference frequency should be an exact integral multiple of the output frequency. If it is not an exact integral multiple, it will introduce a deterministic jitter equal to one reference clock period.

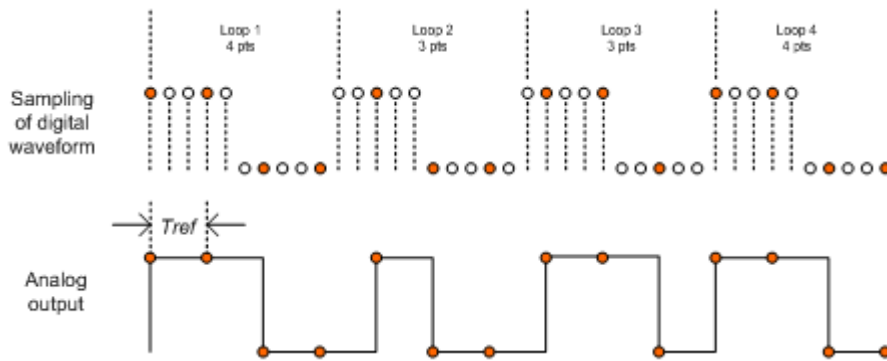


Figure 2

When the Tuning word $\Delta 1$ (i.e. $F_{out} \approx F_{ref}/2^N$), some points in the sample lookup table are skipped. This is generally not a big problem for sinusoidal waveforms, but for arbitrary waveforms with some important details (e.g. spikes), it may mean the loss of information.

2. EasyPulse technology and its benefits

To solve these problems, Siglent invented a pulse generating algorithm called EasyPulse, which is applied to all of the SDG X series waveform generators.

Based on this new technology, the SDG series waveform generator is capable of generating a pulse signal with low jitter, rapid rising and falling edge (independent from frequency), small duty cycle (pulse width), edge and pulse width can be adjusted in a wide range. Figure 3 is the block diagram of EasyPulse:

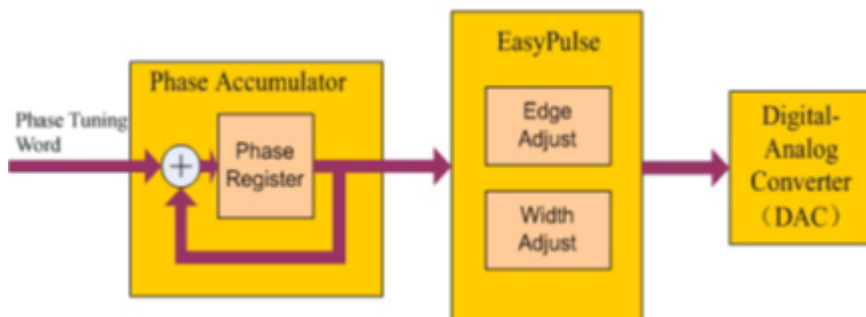


Figure 3: Block diagram of EasyPulse

Take the SDG6052X series Pulse/Arbitrary Waveform Generator as an example, its specification for a pulse signal are as follows:

Frequency	1 u ~ 150 MHz
Pulse Width	≥ 3.3 ns, 100 ps resolution
Duty Cycle	0.001% ~ 99.999%
Rise time	1 ns ~ 75 s
Fall time	1 ns ~ 75 s
Over Shoot	< 3%
Jitter (rms) Cycle to Cycle	< 100 ps

3.Measurement

examples

Equipped with the EasyPulse technology, the SDS6052X series Pulse/Arbitrary Waveform Generator delivers great performance. Let's take a look at some real-world examples:

First and foremost, the EasyPulse technology could overcome the additional jitter in Square/Pulse waveform generated by traditional DDS. To evaluate this excellent feature, we compared a DDS waveform generator with the SDG6052X with EasyPulse. In figure 4, we used a 12-bit scope to observe the differences. When the Pulse is triggered, measuring the next rise edge, we observe a 0.84 ns (which is equal to the period of the DDS clock, 1.2 GHz) peak-peak jitter if the pulse is generated by traditional DDS, while the jitter downs to 11.2 ps rms when we choose EasyPulse technology to generate the pulse with same configuration.

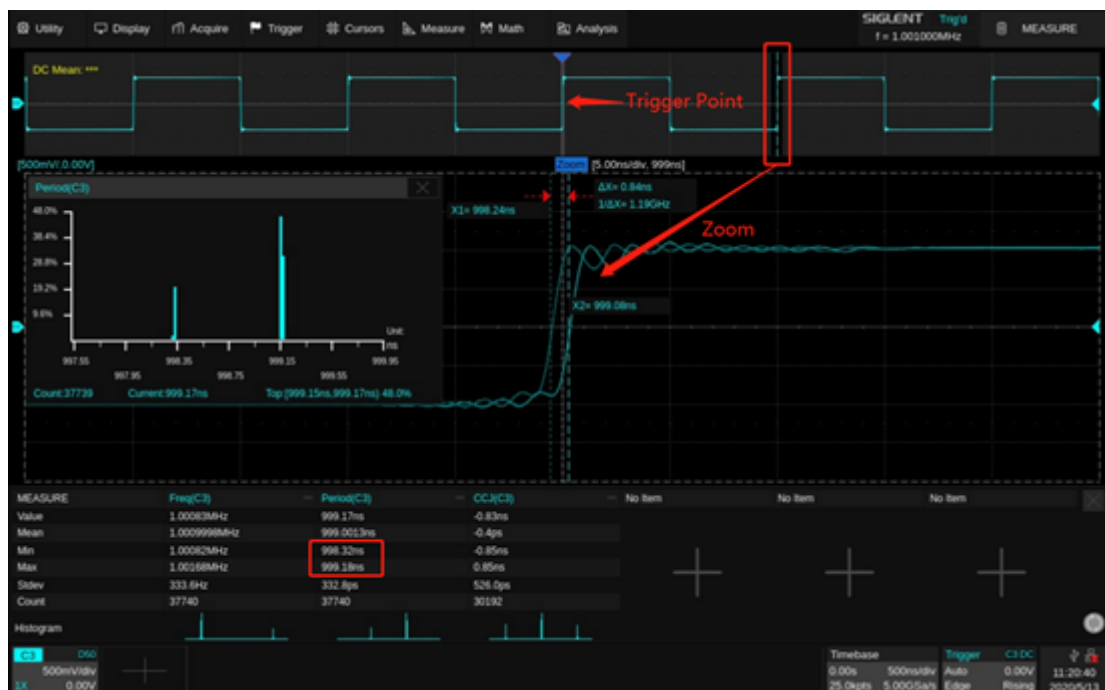


Figure 4: Jitter from a traditional DDS waveform

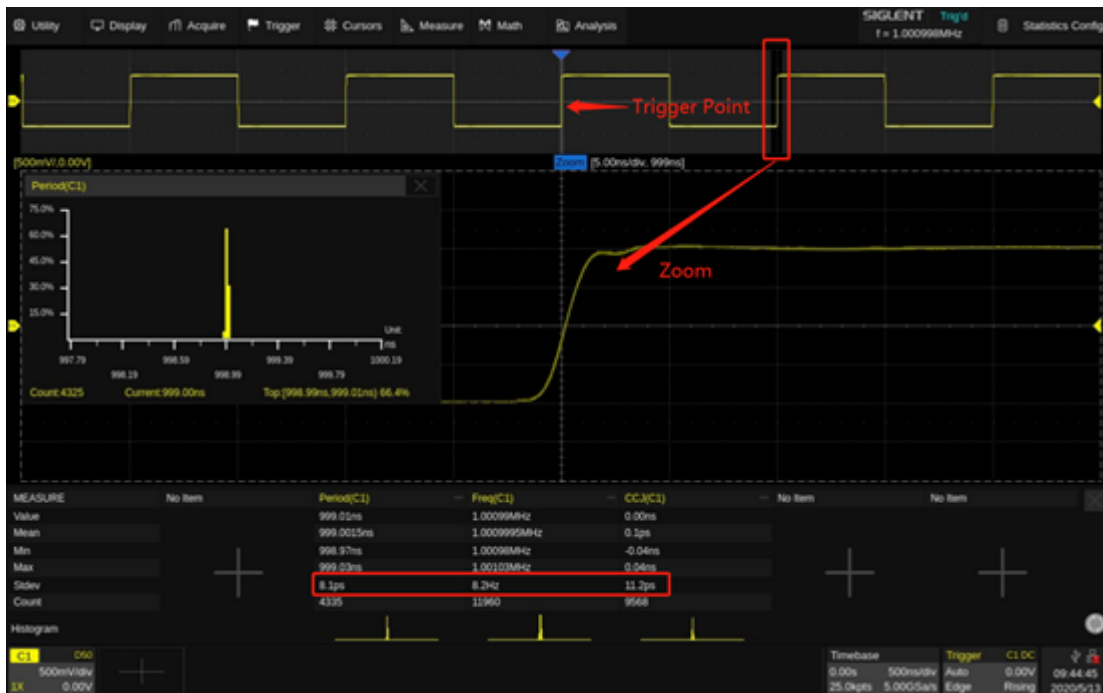


Figure 5: EasyPulse waveform with low jitter

Another advantage of the EasyPulse technology is its ability to output the pulse with a small pulse width around 3.3 ns, even at very low frequency. For a 1 Hz pulse generated by DDS technology, there are 32768 points in one waveform length. If we built the pulse with only one sample point at the high level, we could get a pulse with the minimum pulse width (minimum duty ratio as well), which is about 30 ms ($1 \text{ s}/32768 \approx 30.5 \text{ ms}$), as shown in figure 6. With EasyPulse, the width can be adjusted down to 3.3 ns as shown in figure 7.



Figure 6: 1 Hz pulse signal generated by DDS

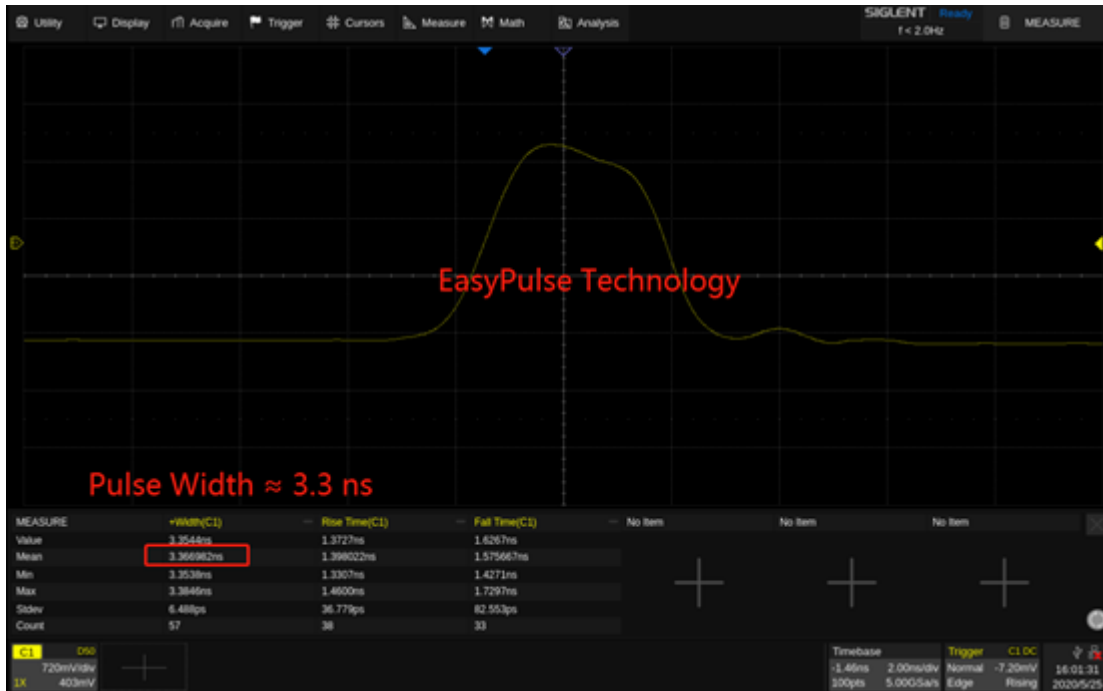


Figure 7: 1 Hz pulse signal generated by EasyPulse

In addition, with the EasyPulse technology, both the edge and pulse width can be adjusted over a wide range. The pulse width can be fine-tuned to the minimum of 3.3 ns with an adjustment step as small as 100 ps, at any frequency. In figures 8 and 9, we used a 12-bit scope with infinite persistence to show the rising edge changes with pulse width settings from 3.4 ns to 200 ns with 100 ps each step.

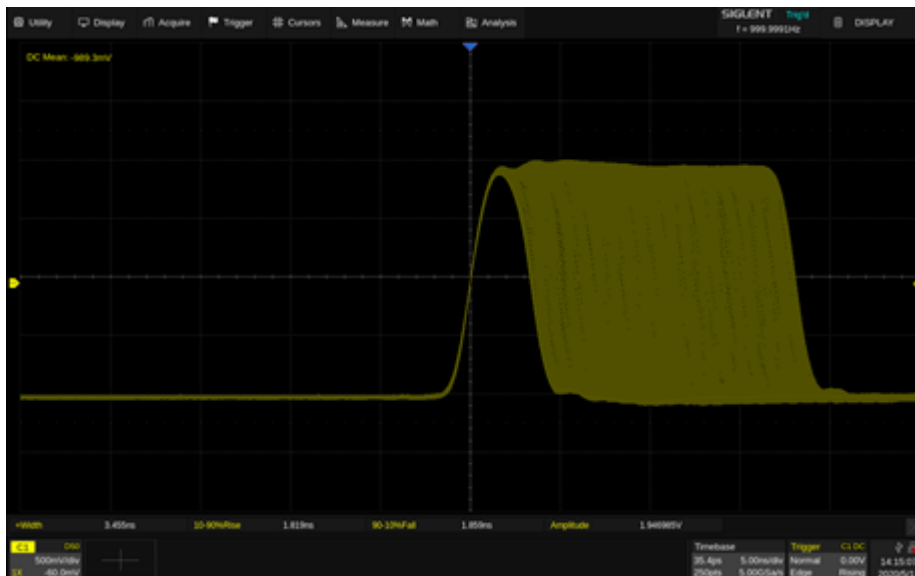


Figure 8: Adjusting the pulse width with 100 ps each step

The rise/fall times can also be set independently to the minimum of 1 ns at any frequency with a minimum adjustment step as small as 100 ps. Output an initial pulse by the SDG6052X as the following parameters:

Frequency	1.001 kHz
Amplitude	3.000 Vpp
Pulse Width	200.0 ns
Rise Edge	1.0 ns
Fall Edge	1.0 ns

Figure 9 shows the rising edges of the SDG6052X Pulse/Arbitrary Waveform Generators from 1.0 ns to 100.0 ns step by step with 100 ps.

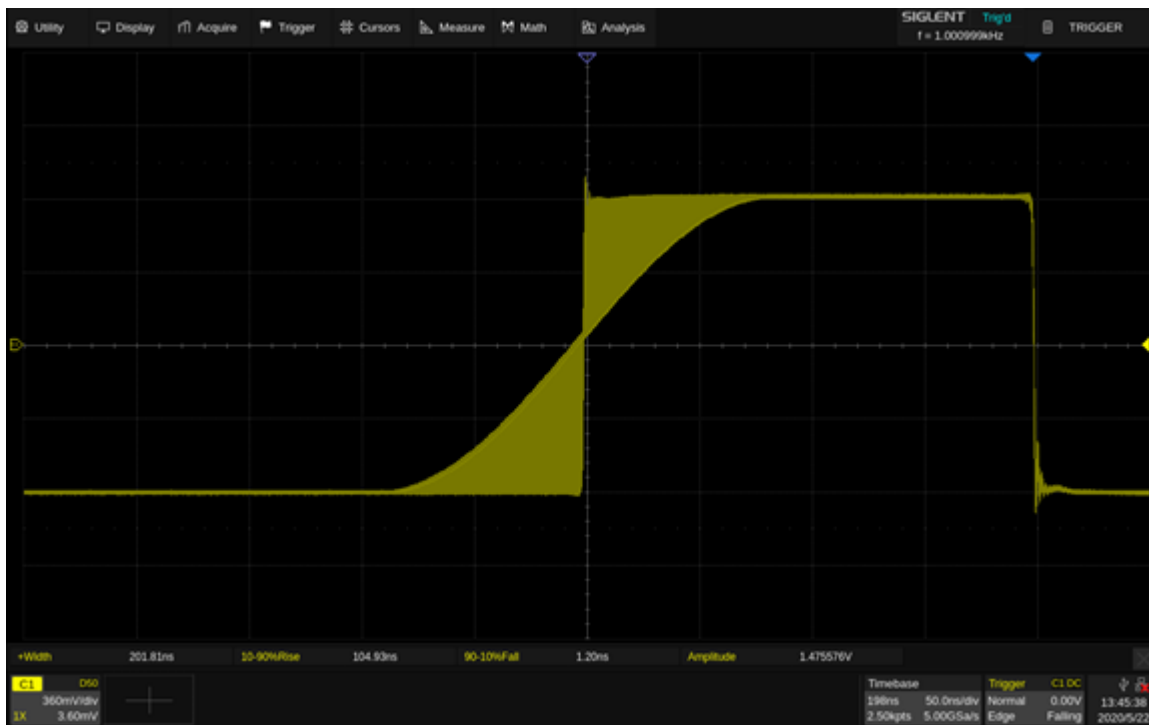


Figure 9: adjusting the rise time with 100 ps each step

In conclusion, EasyPulse technology enables SIGLENT Pulse/Arbitrary Waveform Generators to perform excellently when generating a pulse signal with low jitter, small duty cycle, precise and adjustable pulse width.



North American Headquarters

SIGLENT Technologies America, Inc
6557 Cochran Rd Solon, Ohio 44139
Tel: 440-398-5800
Toll Free: 877-515-5551
Fax: 440-399-1211
info@siglent.com
www.siglentamerica.com/

European Sales Offices

SIGLENT TECHNOLOGIES EUROPE GmbH
Staetzlinger Str. 70
86165 Augsburg, Germany
Tel: +49(0)-821-666 0 111 0
Fax: +49(0)-821-666 0 111 22
info-eu@siglent.com
www.siglenteu.com

Asian Headquarters

SIGLENT TECHNOLOGIES CO., LTD.
Blog No.4 & No.5, Antongda Industrial Zone,
3rd Liuxian Road, Bao'an District,
Shenzhen, 518101, China.
Tel: +86 755 3661 5186
Fax: +86 755 3359 1582
sales@siglent.com
www.siglent.com/ens